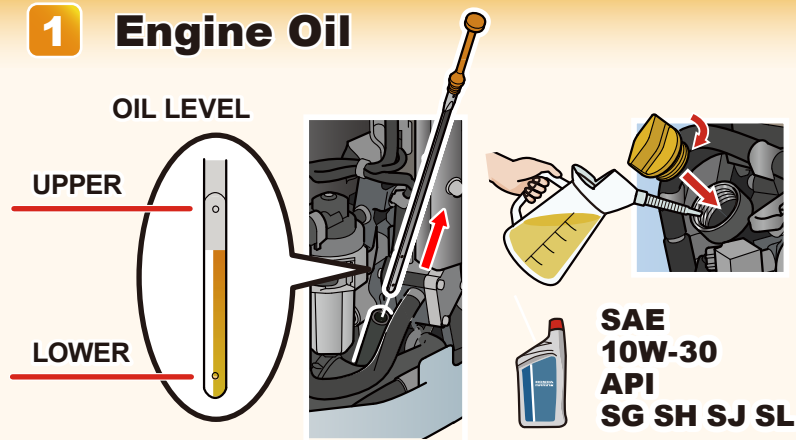




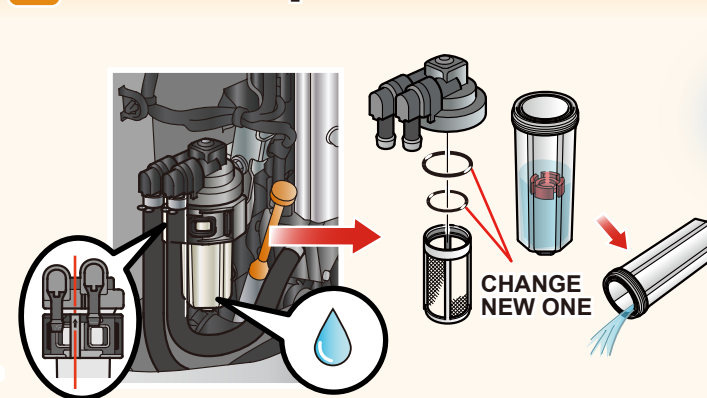
※ Read and understand the Owner's Manual before operating the Outboard motor.

Befor Operation Check

1 Engine Oil



2 Water Separator

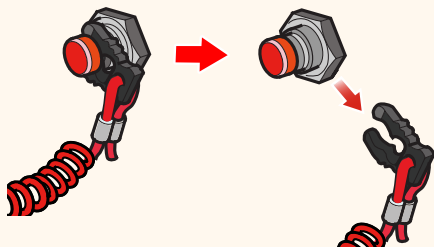


3 Anode Metal

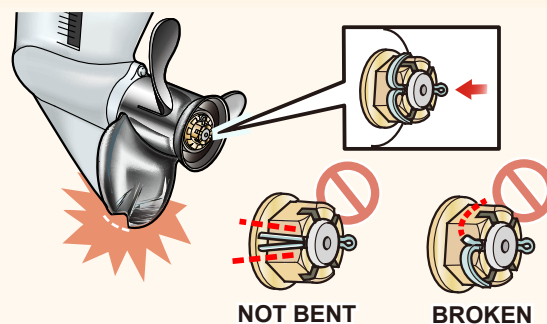


4 Emergency Stop Switch

Make Sure The Engine Stops By Pulling Crip From The Emergency Stop Switch

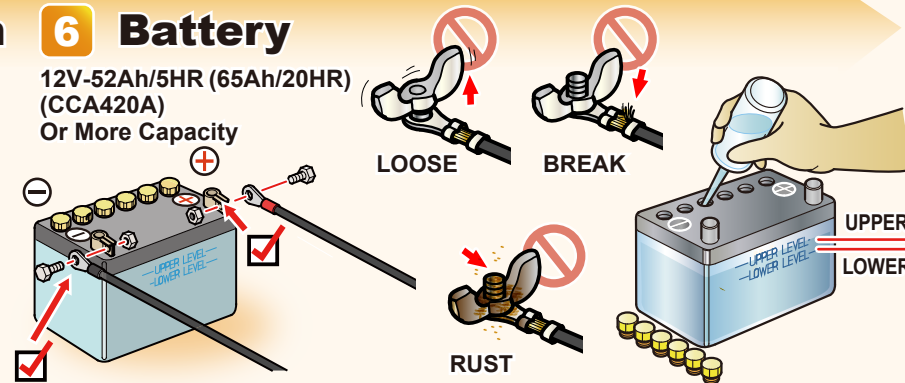


5 Propeller & Cotter Pin



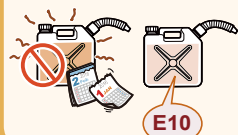
6 Battery

12V-52Ah/5HR (65Ah/20HR)
(CCA420A)
Or More Capacity



7 Fuel Line


Amount Of Gasoline
Fuel Hose Connection
Fuel Hose Bending
Fuel Leakage, etc



Research Octane Number
Of 91 Or Higher

8 Condition

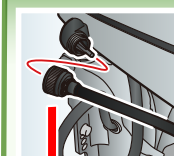
Engine Start
Engine Sound
Water Pilot Hole



After Use

For a long time to use.



- 1 Cool down the engine by idling for few minutes.
- 2 **Flush The Engine For At Least 10 minutes**
- 3 Drain the fresh water completely. Do not tiltup the engine soon.



USE WATER HOSE JOINT
(ENGINE STOP)

Sold separately
(19271-881-811)

USE HEADPHONE TYPE WASHER
(ENGINE RUN)





1 Engine Oil Change

SAE 10W-30
API SG SH SJ SL

WITH FILTER
REPLACEMENT
2.1 l
W/O FILTER
REPLACEMENT
2.0 l

UPPER
LOWER

2 Spark Plug

0.6–0.7 mm

DR7EB (NGK)
X22ESR-UB
(DENSO)

3 Fuel Filter (Lo)

CHANGE
NEW ONE
CLEAN
FUEL FILTER

5 Grease

Water resistant urea
based grease.

4 Propeller & Cotter Pin

NOT BENT

BROKEN

Maintenance Schedule

Before
Operation
Regular
Service

Regular Service Period	Before each use	First month or 20 Hours	Every 6 months or 100 Hours	Every year or 200 Hours	Every 2 years or 400 Hours
1 1 Engine oil	Check	Change	Change		
2 2 Spark plug			Check-adjust		
2 2 Fuel filter (Lo)	Check		Change		
3 3 Anode (Outer)	Check				
3 3 Emergency stop switch	Check				
4 4 Propeller	Check				
5 4 Battery	Check				
6 6 Grease		Apply	Apply		
5 5 Fuel line	Check				

Inspection Items By The Dealer

Inspection Items	Every 2 years Replace if necessary
Fuel line	Check
Valve clearance	Check
Idle speed	Check
Throttle linkage	Check
Engine oil filter	Change
Breather tube	Check
Timing Belt	Check
Thermostat	Check
Water pump	Check
Boils and nuts	Check
Gear case oil	Change
Fuel filter (Hi)	Change
Power Trim/Tilt	Check
Shift cable	Check
Anode (Inner)	Check

To use safely, read the owner's manual before operating the outboard motor.

